

**volvac**<sup>®</sup>  
vacuum packaging machines



**VACUUM & TRAY  
SEALER MACHINES**



# About Us

## OUR QUALITY POLICY

VOLVAC Packaging and Food Machinery Industry. Tic. Ltd. Şti. is based on "quality oriented" work in all its activities.

This is in accordance with the purpose;

>> Leading position in vacuum technology, packaging and food products protection

» To ensure satisfaction of all stakeholders, especially our customers and employees,

» To guide effective resource use, sustainability and continuous improvement,

>> To support and expand entrepreneurship and innovation,

>> To carry out our activities in accordance with the conditions to realize the industrial revolution in packaging standards, >> It creates our quality policy.

## OUR MISSION

At VOLVAC, we are aware that it is our mission to promote our country while offering our products to the world market with high quality productions by making much more effort in terms of mission that it is based on.

## OUR VISION

As VOLVAC our vision is to offer our packaging machines to all markets that need vacuum, and to do so we can support our solution partners with high quality, low cost and after sales services.



# Index

- ✓ Tray Sealer Machines
- ✓ Vacuum Packaging Machines
- ✓ Dip Tank Machines
- ✓ Automatic Slicer Machine





# TRAY SEALER MACHINES



✓ **Full Automatic Models**  
( E30 PRO, E35 PRO, E42 PRO, E30, E35, E42 )

✓ **Semi Automatic Models**  
( W450VG, W650VG, W850VG )

✓ **Drawers Models**  
( E52 , E26, TS40, TS52 )

✓ **Manual Models**  
( TS350, TS450 )



## Full Automatic Models **E30 PRO**



Machine Dimensions : 1413x3169x1837 h mm

Pump Capacity : 100 m<sup>3</sup> / h (150 m<sup>3</sup> - 200 m<sup>3</sup> - 300 m<sup>3</sup>)

Cycle: 3-10 cycles/minute

Capacity : 360 - 1200 packages/hour

Voltage : 3P+N+PE 380V 50Hz

kW: 5.5 kW - 7kW - 9kW - 12kW

Pneumatic Feeding : 16 NI/6-8 bar

Max Roll Width : 450mm

Outer Body : Stainless steel AISI304

Warranty : 3 years

Certificate: CE

110x110

190x144

210x148

227x178

325x265



Machine Dimensions : 1710 x 3680 x 1850 h mm

Pump Capacity : 100 m<sup>3</sup> / h (150 m<sup>3</sup> - 200 m<sup>3</sup> - 300 m<sup>3</sup>)

Cycle: 3-10 cycles/minute

Capacity : 720 -2400 packages/hour

Voltage : 3P+N+PE 380V 50Hz

kW: 5.5 kW - 7kW - 9kW - 12kW

Pneumatic Feeding : 16 NI/6-8 bar

Max Roll Width : 710mm

Outer Body : Stainless steel AISI304

Warranty : 3 years

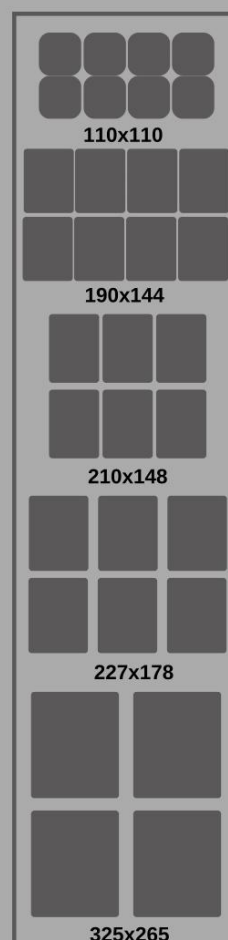
Certificate: CE



# Full Automatic Models **E42 PRO**



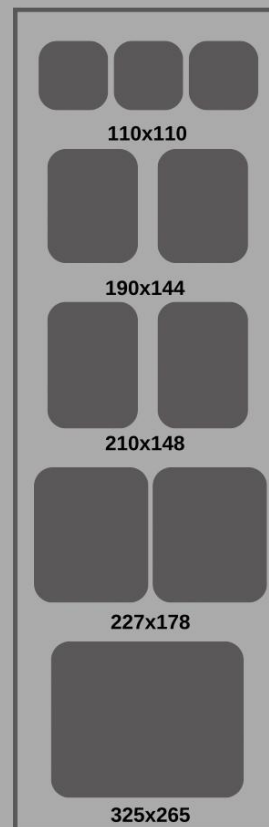
- **Machine Dimensions** : 1653 x 4438 x 1837 h mm
- **Pump Capacity** : 100 m<sup>3</sup> / h (150 m<sup>3</sup> - 200 m<sup>3</sup> - 300 m<sup>3</sup>)
- **Cycle**: 3-10 cycles/minute
- **Capacity** : 1440 - 4800 packages/hour
- **Voltage** : 3P+N+PE 380V 50Hz
- **KW** : 5.5kW - 7kW - 9kW - 12kW
- **Pneumatic Feeding** : 16 NI/6-8 bar
- **Max Roll Width** : 710mm
- **Outer Body** : Stainless steel AISI304
- **Warranty** : 3 years
- **Certificate**: CE







- Machine Dimensions : 900 x 2890 x 1830 h mm
- Pump Capacity : 100 m<sup>3</sup> / h (150 m<sup>3</sup> - 200 m<sup>3</sup> - 300 m<sup>3</sup>)
- Cycle: 3 - 10 cycles/minute
- Capacity : 360 - 1.200 packages/hour
- Voltage : 3P+N+PE 380V 50Hz
- kW: 5.5 - 7 kW - 9kW - 12kW
- Pneumatic Feeding : 16 NI/6-8 bar
- Max Roll Width : 460 mm
- Outer Body : Stainless steel AISI304
- Warranty : 3 years
- Certificate: CE



## Full Automatic Models **E35**



Machine Dimensions : 1170 x 3600 x 1780 h mm

Pump Capacity : 100 m<sup>3</sup> / h (150 m<sup>3</sup> - 200 m<sup>3</sup> - 300 m<sup>3</sup>)

Cycle: 3 - 10 cycles/minute

Capacity : 720 - 2.400 packages/hour

Voltage : 3P+N+PE 380V 50Hz

kW: 5.5 kW - 7kW - 9kW - 12kW


Pneumatic Feeding : 16 NI/6-8 bar

Max Roll Width : 720 mm

Outer Body : Stainless steel AISI304

Warranty : 3 years

Certificate: CE





Machine Dimensions : 1245 x 4255 x 1780 h mm

Pump Capacity : 100 m<sup>3</sup> / h (150 m<sup>3</sup> - 200 m<sup>3</sup> - 300 m<sup>3</sup>)

Cycle: 3 - 10 cycles/minute

Capacity : 1440 - 4.800 packages/hour

Voltage : 3P+N+PE 380V 50Hz

kW: 5.5kW - 7kW - 9kW - 12kW

Pneumatic Feeding : 16 NI/6-8 bar

Max Roll Width : 720 mm

Outer Body : Stainless steel AISI304

Warranty : 3 years


Certificate: CE




110x110



190x144



210x148



227x178



325x265

## Drawers Models E52



Machine Dimensions : 1500 x 950 x 1450 h mm

Pump Capacity : 100 m<sup>3</sup> / h (150 m<sup>3</sup> Opt.)

Cycle: 3 – 10 cycle/minute

Capacity : 720 packages/hour - 2.400 packages/hour

Voltage : 240 V 50Hz

kW: 5 kW

Pneumatic Feeding : 16 NI/6-8 bar

Max Roll Width : 470mm

Outer Body : Stainless steel AISI304

Warranty : 3 years

Certificate: CE

110x110

190x144

210x148

227x178

325x265



**Machine Dimensions** : 732 x 1060 x 752 h mm

**Pump Capacity** : 21 m<sup>3</sup> / h (45 m<sup>3</sup> Opt.)

**Cycle**: 3-10 cycle/minute

**Capacity** : 360-1200 packages/hour

**Voltage** : 230/380V

**kW**: 2kW / 4kW

**Pneumatic Feeding** : 16 NI/6-8 bar

**Max Roll Width** : 450mm

**Outer Body** : Stainless steel AISI304

**Warranty** : 3 years

**Certificate**: CE



95x125



190x144



210x148



227x178



325x265

## Drawers Models **TS40**



Machine Dimensions : 1050 x 800 x 600 h mm

Pump Capacity : 440 x 280 mm

Cycle: 10 -12 cycle/minute

Capacity : 1.200 packages/hour - 1.440 packages/hour

Voltage : 3P+N+PE 380V 50Hz

kW: 1.5 kW

Pneumatic Feeding : 16 NI/6-8 bar

Max Roll Width : 430mm

Outer Body : Stainless steel AISI304

Warranty : 3 years

Certificate: CE



110x110



190x144



210x148



227x148



**Machine Dimensions** : 1250 x 900 x 750 h mm

**Pump Capacity** : 100m<sup>3</sup> / 150m<sup>3</sup>

**Cycle**: 10 – 12 cycle/minute

**Capacity** : 2.400 packages/hour - 2.880 packages/hour

**Voltage** : 3P+N+PE 380V 50Hz

**kW** : 1.5 kW

**Pneumatic Feeding** : 16 NI/6-8 bar

**Max Roll Width** : 450mm

**Outer Body** : Stainless steel AISI304

**Warranty** : 3 years

**Certificate**: CE

110x110

190x144

210x148


227x178

325x265

## Semi Automatic Models **W450VG**



- Machine Dimensions : 740 x 667 x 1482 h mm
- Pump Capacity : 21 m<sup>3</sup> / h
- Cycle: 2 cycle/minute
- Capacity : 60-120 cycle/hour
- Voltage : 230v
- kW: 2.2 kW
- Pneumatic Feeding : 16 NI/6-8 bar
- Max Roll Width : 470mm
- Outer Body : Stainless steel AISI304
- Warranty : 3 years
- Certificate: CE







Machine Dimensions : 840 x 667 x 1482 h mm

Pump Capacity : 45 m<sup>3</sup> / h (65 m<sup>3</sup> Opt.)

Cycle: 2 cycle/minute

Capacity : 60-120 cycle/hour

Voltage : 3P+N+PE 380V 50Hz

kW: 3 kW

Pneumatic Feeding : 16 NI/6-8 bar

Max Roll Width : 560mm

Outer Body : Stainless steel AISI304

Warranty : 3 years

Certificate: CE



## Semi Automatic Models **W850VG**




- Machine Dimensions : 740 x 767 x 1482 h mm
- Pump Capacity : 45 m<sup>3</sup> / h (65 m<sup>3</sup> Opt.)
- Cycle: 2 cycle/minute
- Capacity : 60-120 cycle/hour
- Voltage : 3P+N+PE 380V 50Hz
- kW: 3 kW
- Pneumatic Feeding : 16 NI/6-8 bar
- Max Roll Width : 560 mm
- Outer Body : Stainless steel AISI304
- Warranty : 3 years
- Certificate : CE





- **Machine Dimensions :** 465 x 352 x 320 h mm
- **Capacity :** 3 seconds average
- **Voltage :** 230 V
- **kW :** 1kW
- **Pneumatic Feeding :** 16 NI/6-8 bar
- **Max Roll Width :** 270mm
- **Outer Body :** Stainless steel AISI304
- **Warranty :** 2 years
- **Certificate:** CE





Machine Dimensions : 465 x 465 x 320 h mm

Capacity : 900 plate per a hour

Voltage : 230 V

kW : 1kW

Pneumatic Feeding : 16 NI/6-8 bar

Max Roll Width : 270mm

Outer Body : Stainless steel AISI304

Warranty : 2 years

Certificate: CE

110x110

190x144

210x148


227x178

325x265



**VACUUM  
PACKAGING**





## ✓ Double Chamber Models

(W100, W86, W72, W55)

## ✓ Floor Standing Models

(W68, W52, W51H, W48H, W104)

## ✓ Table Top Models

(W51XL, W51, W48, W42, W35ML)

## ✓ Vertical Models

(W700)



## Double Chamber Models **W55**



Machine Dimensions : 965 x 1460 x 1100 h mm

Chamber Size : 770 x 720 x 220 h mm

Pump Capacity : 105 m<sup>3</sup> / h (151 m<sup>3</sup> Opt.)

Sealing Bar : 4 x 550 mm

Power : 3P+N+PE 380V 50Hz

kW: 3.5 - 4.5 kW

Weight : 350 kg

Closing Operation : 15 - 25 seconds

Outer Body : Stainless steel AISI304

Warranty : 3 years

Certificate: CE

620 mm

550 mm

550 mm

## Double Chamber Models **W72**



Machine Dimensions : 1065 x 1790 x 1100 h mm

Chamber Size : 840 x 860 x 220 h mm

Pump Capacity : 105 m<sup>3</sup> / h (151 m<sup>3</sup> Opt.)

Sealing Bar : 4 x 720 mm

Power : 3P+N+PE 380V 50/60Hz

kW: 3.5 - 4.5 kW

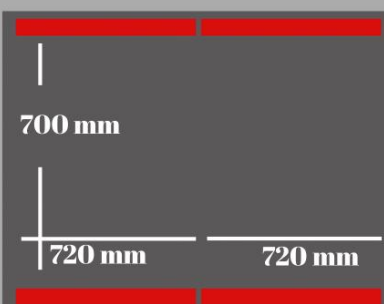
Weight : 450 kg

Closing Operation : 15 - 25 seconds

Outer Body : Stainless steel AISI304

Warranty : 3 years

Certificate: CE





## Double Chamber Models **W86**



**Machine Dimensions** : 1065 x 2080 x 1100 h mm

**Chamber Size** : 860 x 1000 x 220 h mm

**Pump Capacity** : 200 m<sup>3</sup> / h (300 m<sup>3</sup> Opt.)

**Sealing Bar** : 4 x 860 mm

**Power** : 3P+N+PE 380V 50Hz

**kW** : 8 - 10 kW


**Weight** : 550 kg

**Closing Operation** : 15 - 25 seconds

**Outer Body** : Stainless steel AISI304

**Warranty** : 3 years

**Certificate**: CE



## Double Chamber Models **W100**



Machine Dimensions : 2425 x 1140 x 1100 h mm

Chamber Size : 1225 x 950 x 220 h mm

Pump Capacity : 300 m<sup>3</sup> / h

Sealing Bar : 4 x 1000 mm

Power : 3P+N+PE 380V 50Hz

kW : 9 - 11 kW

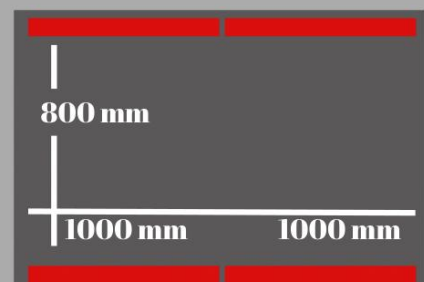
Weight : 750 kg

Closing Operation : 15 - 25 seconds

Outer Body : Stainless steel AISI304

Warranty : 3 years

Certificate: CE



## Floor Standing W104



Machine Dimensions : 960 x 1175 x 1130 h mm

Chamber Size : 752 x 1068 x 180 h mm

Pump Capacity : 105 m<sup>3</sup> / h (151 m<sup>3</sup> Opt.)

Sealing Bar : 2 x 680 mm - 1040 mm

Power : 3P+N+PE 380V 50/60Hz

kW : 5 - 7.5 kW

Weight : 360 kg

Closing Operation : 15 - 25 seconds

Outer Body : Stainless steel AISI304

Warranty : 3 years

Certificate: CE

550 mm

1040 mm

550 mm

1040 mm

550 mm

1040 mm

## Floor Standing W68



Machine Dimensions : 675 x 775 x 1030 h mm

Chamber Size : 540 x 712 x 130 h mm

Pump Capacity : 45 m<sup>3</sup> / h (65 m<sup>3</sup> Opt.)

Sealing Bar : 2 x 680 mm

Power : 3P+N+PE 380V 50/60Hz

kW : 2.5 kW

Weight : 162 kg

Closing Operation : 15 - 25 seconds

Outer Body : Stainless steel AISI304

Warranty : 3 years

Certificate: CE

680 mm

485 mm

680 mm



Machine Dimensions : 675 x 775 x 1030 h mm

Chamber Size : 540 x 712 x 130 h mm

Pump Capacity : 45 m<sup>3</sup> / h (65 m<sup>3</sup> Opt.)

Sealing Bar : 2 x 520 mm

Power : 3P+N+PE 380V 50/60Hz

kW : 2.5 kW


Weight : 159 kg

Closing Operation : 15 - 25 seconds

Outer Body : Stainless steel AISI304

Warranty : 3 years

Certificate: CE



## Floor Standing W51H



Machine Dimensions : 631 x 585 x 1015 h mm

Chamber Size : 497 x 522 x 130 h mm

Pump Capacity : 21 m<sup>3</sup> / h (45 m<sup>3</sup> Opt.)

Sealing Bar : 510 mm

Power : 220 volt 50/60 Hz

kW : 2 kW - 2.5 kW

Weight : 122 kg

Closing Operation : 15 - 25 seconds

Outer Body : Stainless steel AISI304

Warranty : 3 years

Certificate: CE

455 mm

510 mm

## Floor Standing W48H



Machine Dimensions : 631 x 585 x 900 h mm

Chamber Size : 497 x 522 x 130 h mm

Pump Capacity : 21 m<sup>3</sup> / h (45 m<sup>3</sup> Opt.)

Sealing Bar : 2 x 480 mm

Power : 220 volt 50/60 Hz

kW: 2 kW - 2.5 kW

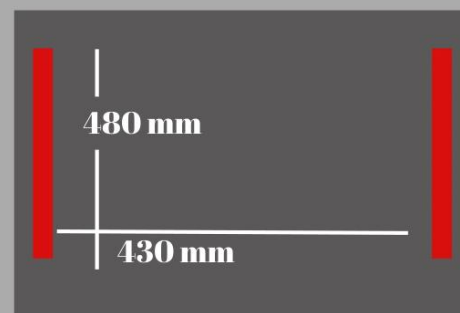
Weight : 122 kg

Closing Operation : 15 - 25 seconds

Outer Body : Stainless steel AISI304

Warranty : 3 years

Certificate: CE



## Table Top Models **W35ML**



Machine Dimensions : 510 x 763 x 475 h mm

Chamber Size : 700 x 375 x 160 h mm

Pump Capacity : 21 m<sup>3</sup> / h

Sealing Bar : 2 x 350 mm

Power : 220 volt 50/60 Hz

kW1.5 kW

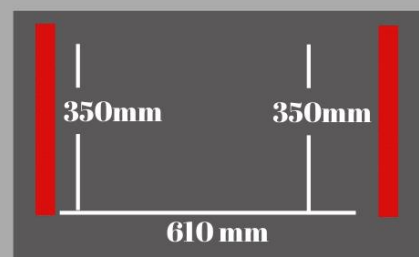
Weight : 80 kg

Closing Operation : 15 - 25 seconds

Outer Body : Stainless steel AISI304

Warranty : 3 years

Certificate: CE







Machine Dimensions : 568 x 500 x 452 h mm

Chamber Size : 437 x 434 x 130 h mm

Pump Capacity : 21 m<sup>3</sup> / h

Sealing Bar : 2 x 420 mm

Power : 220 volt 50/60 Hz

kW : 1.5 kW

Weight : 62 kg

Closing Operation : 15 - 25 seconds

Outer Body : Stainless steel AISI304

Warranty : 3 years

Certificate: CE

310 mm

420 mm

## Table Top Models **W48**



Machine Dimensions : 630 x 585 x 475 h mm

Chamber Size : 497 x 522 x 130 h mm

Pump Capacity : 21 m<sup>3</sup> / h

Sealing Bar : 2 x 480 mm

Power : 220 volt 50/60 Hz

kW: 2 kW

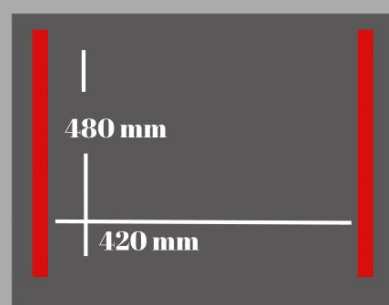
Weight : 95 kg

Closing Operation : 15 - 25 seconds

Outer Body : Stainless steel AISI304

Warranty : 3 years

Certificate: CE



## Table Top Models **W51**



Machine Dimensions : 630 x 585 x 480 h mm

Chamber Size : 497 x 522 x 130 h mm

Pump Capacity : 21 m<sup>3</sup> / h

Sealing Bar : 510 mm

Power : 220 volt 50/60 Hz

kW: 2 kW

Weight : 95 kg

Closing Operation : 15 - 25 seconds

Outer Body : Stainless steel AISI304

Warranty : 3 years

Certificate: CE

455 mm

510 mm

## Table Top Models **W51XL**



Machine Dimensions : 631 x 585 x 480 h mm

Chamber Size : 497 x 522 x 190 h mm

Pump Capacity : 21 m<sup>3</sup> / h

Sealing Bar : 510 mm

Power : 220 volt 50/60 Hz

kW: 2 kW

Weight : 104 kg

Closing Operation : 15 - 25 seconds

Outer Body : Stainless steel AISI304

Warranty : 3 years

Certificate: CE

455 mm

510 mm

## Vertical Model W700



Machine Dimensions : 1700 x 1725 x 1410 h mm

Chamber Size : 890 x 850 x 255 h mm

Pump Capacity : 151 m<sup>3</sup> / h

Sealing Bar : 2 x 700 mm

Power : 3P+N+PE 380V 50/60Hz

kW: 3.5 - 4.5 kW

Weight : 600 kg

Closing Operation : 15 - 25 seconds

Outer Body : Stainless steel AISI304

Warranty : 3 years

Certificate: CE



# DIP TANK MACHINES





 **VOLVAC-DT480**

 **VOLVAC-DT650**



## Dip Tank Models DT-480



Machine Dimensions : 671 x 1233 x 1340 h mm

Dipping Platform Dimensions : 450 x 600 mm

Stroke Dipping Table : 300 mm

Max Product Height : 300 mm

Stainless Steel Dipping Platform : standard

Water Content Capacity : 95 liter

Max Product Weight : 30 kg

Power Lifting Platform : pneumatic

Stainless Steel Cover : standard

Dip Time Controller : standard

Temperature Control : automatic

Cycle Time : 3 - 4 seconds

Outer Body : Stainless steel AISI304

Power Supply : 400 - 3 - 50/60 Hz

Voltage : 7,5 kW - 10 kW

Warranty : 3 years

Certificate : CE





Machine Dimensions : 771 x 1233 x 1340 h mm

Dipping Platform Dimensions : 550 x 700 mm

Stroke Dipping Table : 300 mm

Max Product Height : 350 mm

Stainless Steel Dipping Platform : standard

Water Content Capacity : 125 liter

Max Product Weight : 35 kg

Power Lifting Platform : pneumatic

Stainless Steel Cover : standard

Dip Time Controller : standard

Temperature Control : automatic

Cycle Time : 3 - 4 seconds

Outer Body : Stainless steel AISI304

Power Supply : 400 - 3 - 50/60 Hz

Voltage : 7,5 kW - 15 kW

Warranty : 3 years

Certificate : CE



# AUTOMATIC SLICER MACHINE





 **VOLVAC-S20**



## Automatic Slicer Model S20



Machine Dimensions : 1500 x 1300 x 750 mm

Chamber Size : 180 x 120 mm

Cycle: between 1 mm to 40 mm

Capacity : 250 silices/minute

Power : 3P+N+PE 380V 50/60Hz

kW: 1,5 kW

Pneumatic Feeding : 16 NI/6-8 bar

Memory : 99 Piece


Outer Body : Stainless steel AISI304

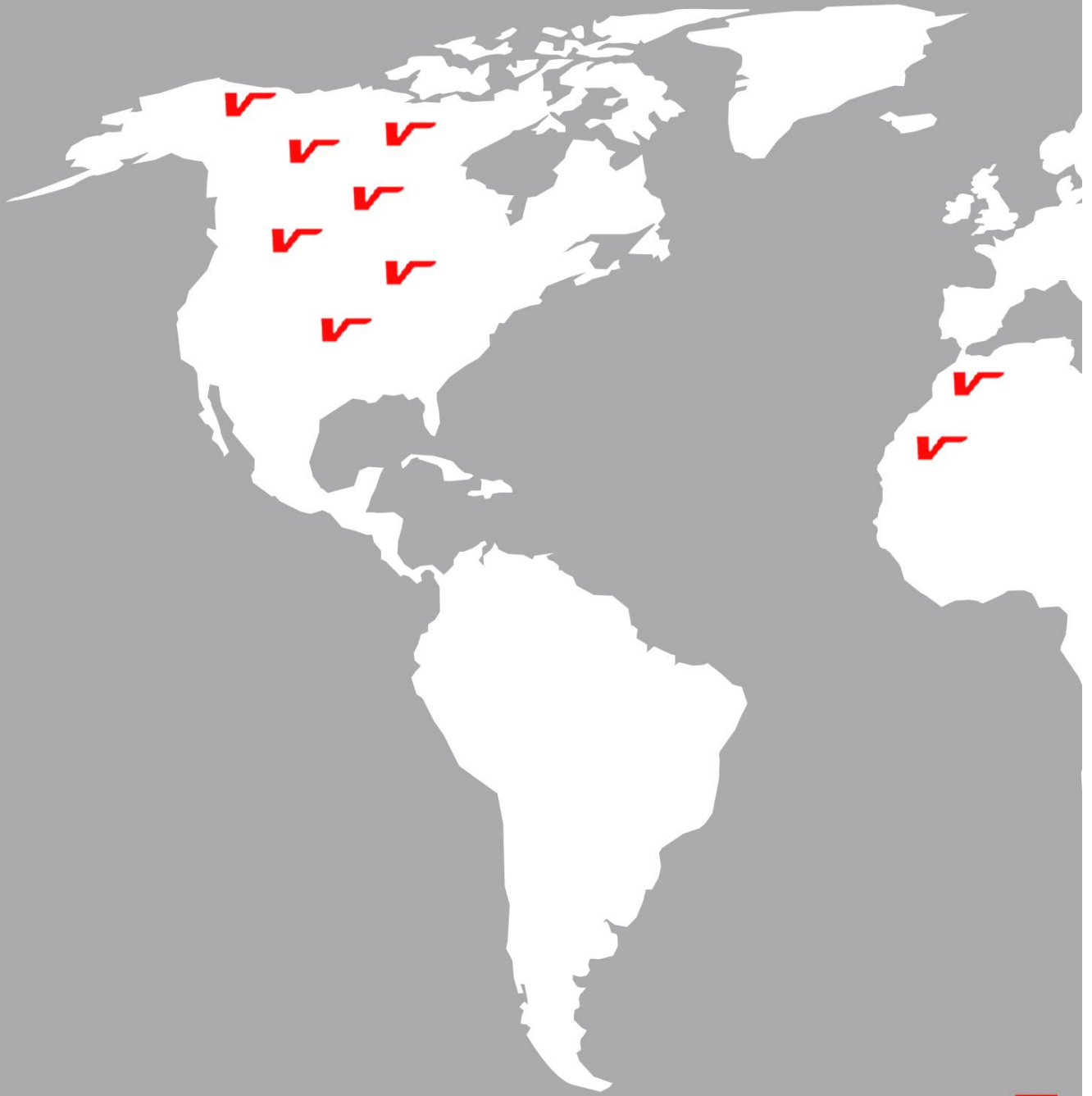
Warranty : 3 years

Certificate: CE



*volvaac*





**vol**



**volc**





